


GOLIATH

Information produit, product news, information produit, product news, information produit, product news, information

User instructions for TR7


- Upload the boat on the trailer




In order to unwind the strap it is necessary to follow this process:


Block the drum by pressing on it with 3 fingers. Make 1 to 2 laps in counter-clockwise

During this operation we see that the pignon is moving. The auto-brake system is deactivated.



The pignon is moving








GOLIATH


Information produit, product news, information produit, product news, information produit, product news, information

Then remove the handle.



Unwind the strap (freewheeling function).
Then attach the boat.





GOLIATH

Information produit, product news, information produit, product news, information produit, product news, information

Put the handle back on the winch.

As soon as the handle is fixed on the winch, the pignon will move again on the main shaft and the auto brake system will be activated (on condition that the boat pulls on the strap).




Upload the boat.

During the lifting operation, you should hear a regular “click”-sound coming from the winch. This is an indicator of the good functioning of the winch.

You must imperatively keep the handle fixed on the winch when the boat is on the trailer. The handle locking system has been designed to stay on the winch during transport. The winch is not a secure point during transport. It is compulsory to secure the boat with additional strap or boot to the trailer.





GOLIATH


Information produit, product news, information produit, product news, information produit, product news, information

How to reactivate the brake system when the handle has been removed and the winch is in free wheeling status, and the boat attached to it is moving away:

It's very easy to reactivate the auto-brake system without danger. You have to re position the handle on the axle while it turns. It will prevent the shaft from turning or slow it down enough to re activate the safety system. Or you can grasp the shaft with your fingers while turning. This operation can be done without any danger - no risk of handle going off - and enables to reactivate the auto-brake system easily. There can be a little reaction time and 50 cm of strap will be unrolled (so boat moving 50 cm down).

- Set up the boat on the water

Unwind the strap with handle



If you have removed the handle from the shaft and then pushed the boat to water and wish to stop it:
You can do the same procedure as before to reactivate the auto-brake system.